

Subject: Pacemakers – Technical programming information on Minute Ventilation Sensor.
 Ref.: 92186345-FA

Product name	Models
VALITUDE™ CRT-P	U125, U128
ACCOLADE™ Pacemakers	L300, L301, L310, L311, L321, L331
ESSENTIO™ Pacemakers	L100, L101, L110, L111, L121, L131
VISIONIST™ CRT-P	U225, U226, U228
PROPONENT™ Pacemakers	L200, L201, L209, L210, L211, L221, L231
ALTRUA™ 2 Pacemakers	S701, S702, S722

Dear Doctor,

Boston Scientific has received reports of intermittent oversensing of the Minute Ventilation (MV) sensor signal with certain Boston Scientific pacemaker and cardiac resynchronization therapy pacemaker systems (pacemakers). MV sensor signal oversensing may cause pre-syncope or syncope due to periods of pacing inhibition. This MV behavior may occur with any manufacturer’s pacing lead system, but Boston Scientific has determined it to be more likely for affected Boston Scientific pacemakers using Medtronic or Abbott/St. Jude (Abbott) leads implanted in either the right atrium (RA) or right ventricle (RV).

Boston Scientific is actively developing a software update designed to automatically detect and resolve this MV sensor signal oversensing behavior. We anticipate submitting the software update to Regulatory Agencies in March 2018 and pending approval, releasing it in October 2018. Until this software update is available, Boston Scientific has additional recommendations to mitigate this risk for affected pacemaker systems.

Root Cause Investigation

The MV sensor in Boston Scientific pacemakers can be used for RightRate™ (rate adaptive pacing), Respiratory Rate Trend, or AP Scan™¹. Note the MV sensor is nominally ON in affected pacemakers. When the RA/RV pacing leads and lead terminal connections are operating as intended, the MV sensor signal is appropriately filtered and therefore is not detected by the pacemaker or displayed on electrograms (EGMs). However, intermittency related to the lead or pacemaker-lead connection² has the potential to create a transient high impedance condition. A high impedance condition may subsequently alter the MV sensor signal such that it becomes visible on EGMs and potentially subject to oversensing on the RA or RV channels. For a technical description of the Boston Scientific’s MV sensor, please refer to Appendix A.

Engineering analysis and testing, as well as evaluation of post-market surveillance data, demonstrates an elevated potential for oversensing of the MV sensor signal in certain pacemaker systems connected to Medtronic or Abbott pacing leads. Although all leads evaluated in simulated testing environments comply with appropriate connector standards³, we have discovered subtle differences amongst lead manufacturers in the surface finish of the lead terminal ring and amount of axial and radial terminal ring motion within the pacemaker header. These factors may result in intermittent increases in impedance leading to oversensing of the MV sensor signal or changes in daily impedance test measurements.

¹RightRate is not available in CRT-Ps in all countries and AP Scan is not available in Pacemakers or CRT-Ps in all countries.

²Such as lead conductor fracture, under-insertion of the lead terminal, or axial/radial motion of the lead terminal’s ring electrode within the pacemaker header

³ISO 5841-3:2013, Implants for surgery -- Cardiac pacemakers -- Part 3: Low-profile connectors (IS-1) for implantable pacemakers.

Clinical Impact

If MV sensor signal oversensing is observed on the atrial channel, the most common clinical outcome is an inappropriate mode switch. The worst-case reported harm associated with MV sensor signal oversensing on the RV channel is pacing inhibition, which has led to syncope with associated injury in some pacemaker-dependent patients. Boston Scientific investigation has shown that the probability of harm associated with MV sensor signal oversensing behavior is significantly greater when affected pacemakers are connected to Medtronic or Abbott pacing leads.

Affected pacemaker systems connected to the following RA/RV pacing leads ⁴ :	Probability of Injury at 5 years	Probability of Life Threatening Harm at 5 years
Medtronic or Abbott pacing leads	0.0005 (1 in 2,000)	0.00001 (1 in 100,000)
Boston Scientific pacing leads (including DEXTRUS)	0.00003 (1 in 33,333)	0.0000008 (1 in 1,250,000)
All pacing leads combined ⁵	0.00008 (1 in 12,500)	0.000002 (1 in 500,000)

Recommendations

Until software is available to automatically resolve MV sensor signal oversensing, Boston Scientific recommends managing the risk for patients implanted with affected pacemaker systems as follows:

- For pacemaker-dependent patients, turn the MV sensor “OFF”. Note when programmed to passive, the MV sensor signal is enabled and may be oversensed. See Appendix B for details on turning the MV sensor “OFF”.
- For all other patients, evaluate the risks of oversensing the MV sensor signal against the benefits of MV sensor indicated pacing. If the risk outweighs the benefit, turn the MV sensor “OFF” (see Appendix B).
- If transient, abrupt changes or any out-of-range RA/RV pacing impedance measurements are observed, contact Boston Scientific Technical Services to explore all non-invasive programming options prior to surgical intervention. In most cases, management of the system can be done non-invasively through programming changes.
- In accordance with the pacemaker manual, if MV sensor signal artifacts are observed on EGMs and leads are performing appropriately, consider programming the sensor to “OFF” to prevent oversensing.
- For patients with the MV sensor enabled, periodically re-assess for pacemaker dependence.
- Enroll and follow patients using the LATITUDE™ NXT Remote Patient Management System.

Additional Information

Please pass this notice to any healthcare professional from your organization that needs to be aware and to any organization where the potentially affected devices have been transferred (If appropriate).

Boston Scientific recognizes the impact of communications on both you and your patients, and wants to reassure you that patient safety remains our highest priority. If you have additional questions regarding this information or would like to report clinical events, please contact your Boston Scientific representative or Technical Services.

Sincerely,



Renold Russie
Vice President, Quality Assurance

⁴For affected pacemaker systems using multiple manufacturer's leads, the highest probability applies (e.g., for an affected pacemaker system using Medtronic in RA and Boston Scientific in RV, the probability for the system would be described as the probability for Medtronic or Abbott pacing leads).

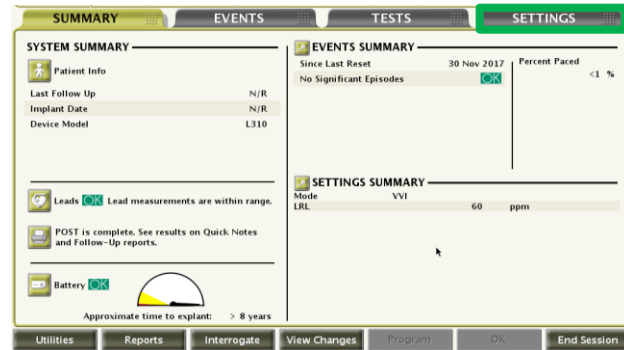
⁵The combined rate for Boston Scientific, Medtronic, Abbott, Biotronik, and Sorin pacing leads.

Appendix B: Programming instructions supporting recommendations included in the December 2017 MV Product Advisory

For all affected pacemakers and affected CRT-Ps, turn the MV Sensor "OFF" by disabling it within the Rate Adaptive Pacing settings

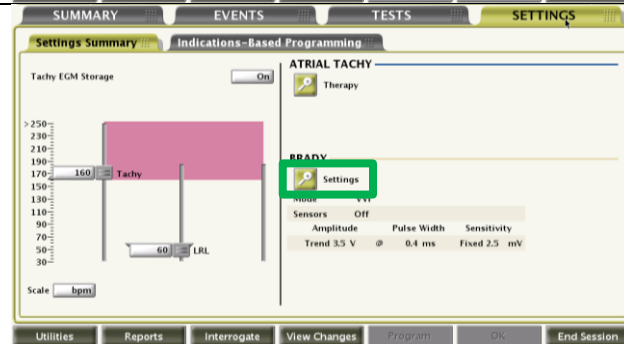
1. On the Summary page, select

"Settings" Tab



2. On Settings Summary Tab, in the Brady section select

"Settings" button

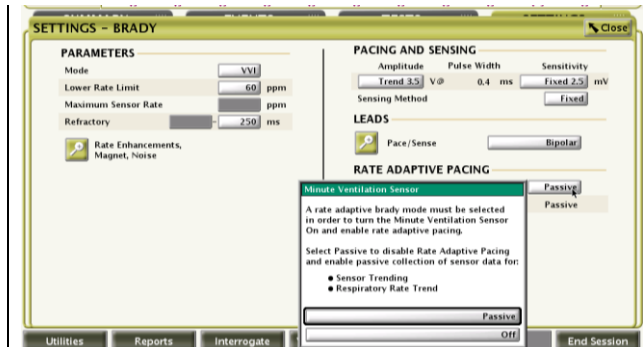


3. On Settings – Brady page, in the Rate Adaptive Pacing section, review the Minute Ventilation programmed value.

If the value is "Passive" or "ON" the MV sensor is enabled.



4. To eliminate the potential for oversensing the MV sensor signal, program the Minute Ventilation Sensor to "OFF"

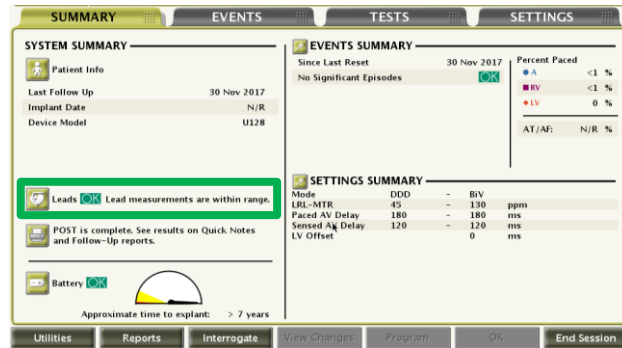


Appendix B: Programming instructions supporting recommendations included in the December 2017 MV Product Advisory

For US configurations of affected CRT-PS, turn the MV Sensor “OFF” by disabling Respiratory Rate Trend.

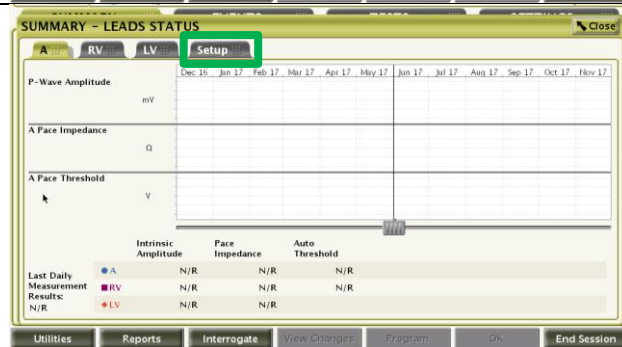
1. On the Summary page, select

“Leads” Button



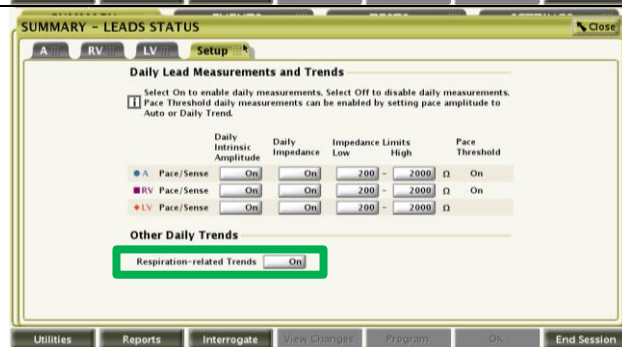
2. On the Summary – Leads Status page, select

“Setup” Tab



3. On the Summary – Leads Status page, in the Other Daily Trends section, review the Respiration-related Trends value.

If the value is “ON” the MV sensor is enabled.



4. To eliminate the potential for oversensing the MV sensor signal, program the Respiration-related Trends value to “OFF”

